

Stay safe around electrical equipment

Ever wonder what that green metal box is in your neighborhood or even your own front yard? These green boxes house high voltage utility equipment that can pose a serious safety hazard if treated or handled inappropriately.

In the event of an equipment failure or a power outage, it's important that our workers have safe access to the equipment to make needed repairs. Therefore, for your safety and that of our workers, there are city codes to limit landscaping around electrical equipment. Trees, shrubs, fences, large landscape rocks or other obstructions are not permitted in access areas around electrical equipment.

Keep your family safe by:

- Allowing ventilation to the box. Adequate air is needed to keep the boxes cool and working properly or they may become a fire hazard.
- Leaving the boxes uncovered. Do not build a shed around it or fence it in.
- Encouraging children to play away from the boxes, which may be hot or have sharp edges.



Other information and recommendations

New construction

Please consult with us if you plan to build a wall or fence, or intend to do any grading near padmounted equipment. We will help you create a plan that meets your needs and will not impair service to the electric system. Be sure to **call (800) 922-1987 before you dig** to locate all underground lines.

Maintaining equipment: Who to call

Customers are responsible for landscaping maintenance inside easements. We are responsible for maintaining the equipment. If you see equipment in need of repair, or if the lock has been damaged or removed, call us at 448-4800.

Painting equipment

You may paint vault lids or padmount equipment to match the color scheme of surrounding buildings. All identification numbers and warning signs must remain intact and clearly visible. If you choose to paint the equipment, you assume permanent responsibility for the upkeep of the paint. Contact us for further information about the required specifications for paint standards.

Outdoor fixtures and lighting

For safety reasons, outdoor garden lighting should be kept away from equipment. Lighting and other fixtures must maintain the same clearances used for plantings.

For your safety, all electrical equipment is enclosed in protective cabinets. Each piece has warning labels that should be heeded. Customers are cautioned not to allow children to play on or around the equipment.

Please call us at 448-4800 to:

- Inquire about padmounted equipment
- Report problems
- Report trees growing into power lines
- Report outages

Call the Utilities Notification Center of Colorado at (800) 922-1987 to have all your underground lines located before you dig.



Colorado Springs Utilities

It's how we're all connected

www.csu.org • 448-4800



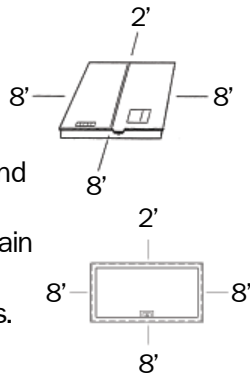
Landscaping Around Electrical Equipment



Clearances, guidelines and other information to help you properly and safely landscape around electrical equipment.

Vault lid

A vault is a concrete housing installed below ground. The metal lid protrudes 3 to 4 inches above the ground or matches the grade of the surrounding area. It may contain a transformer or equipment used to switch power sources.



Adequate clearance

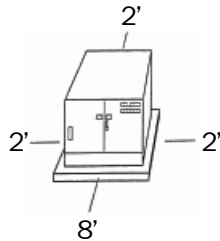


Inadequate clearance



Padmount transformers

Transformers are metal boxes set on concrete or plastic pads. Transformers reduce the incoming primary voltage to a usable amount.



Adequate clearance

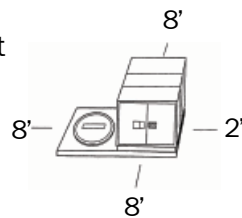


Inadequate clearance



Padmount or vault-mounted switches

Padmount or vault-mounted switches are metal boxes set on ground level concrete vaults. Switches are used to isolate portions of different circuits.



Adequate clearance

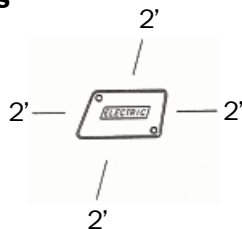


Inadequate clearance



Secondary junction boxes

Secondary junction boxes, or "handholes," are made of a composite material and installed to grade. The boxes house secondary wires and connecting devices.



Adequate clearance



Inadequate clearance



General landscaping guidelines

- Trees should be planted far enough from equipment so that when they reach maturity, overhanging branches will not obstruct a crane from setting or removing equipment.
- If you wish to use decorative rock around equipment, it should be no larger than 1.5 inches in size.
- Remember, all clearances are for the safety of the crews working around the equipment. Easier access to the equipment will enable workers to repair damages more quickly than if they were impeded by landscaping too near the equipment.
- Damage to plants from heavy machines are kept to a minimum, or even eliminated, if appropriate clearances are maintained around the equipment.

Plant recommendations

The plants listed below meet the requirements for height limitations and growth spread. Plants shall be provided and maintained by the customer. Before planting shrubbery, call to have all underground lines located. Shrubbery should not reach a height more than 30 inches at maturity in order to comply with city ordinance.

Dry area plants

- Barberry
- Bulberrry
- Currants
- Daylily
- Dogwood
- Gooseberries
- Iris
- Juniper
- Mountain Mahogany
- Mahonia
- Desert Barberry
- Fremond
- Palo Amarillo
- Pine
- Mugho Swiss Mtn.
- Potentilla
- Cinquefoil
- Sagebrush
- Tarragon
- Wormwood

Sprinkler area plants

- Centranthus Ruber
- Jupiter's Beard
- Red Valerian
- Juniper
- Broadmoor Juniper
- Lilac
- Mockorange
- Big Sweet
- Plums
- Newport Purple
- Rosemary
- Spirea
- Trelobe
- Snowmound
- Nippon
- Boxwood
- Sumac
- Staghorn

In accordance with Resolution No. 185-87, "The property owner, either by requesting electric service or by permitting a property to be served electric power...also agrees to allow Colorado Springs Utilities to trim or remove any trees, shrubs, other plant growth or other obstructions which, in Springs Utilities' judgment, interferes with the operation and maintenance of the power system or which could cause a safety hazard."